

Azaan International School

Grade: V

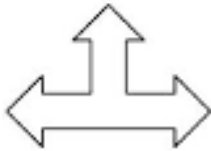
Worksheet

Subject: Maths

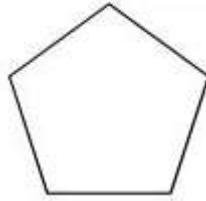
Name: _____ Date: _____ Roll No: ____ Sec: _____

Chapter- 8 Shapes, Patterns and Nets

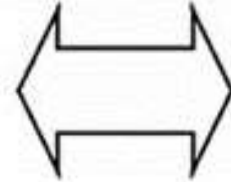
Q1. State whether the following shapes are symmetrical or not. Draw lines of symmetry in the shapes that are symmetrical.



a)



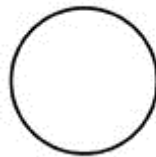
b)




c)



d)




e)




f)

Q2. Create a pattern using the shape given below by rotating $\frac{1}{2}$ turn clockwise every time:



Q3. Create a pattern using the shape given below by rotating $\frac{1}{4}$ turn till it comes back to its original position:



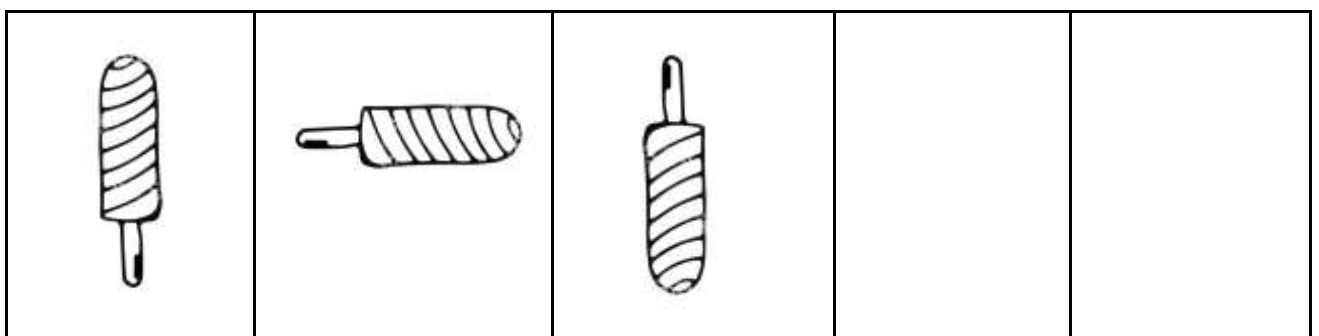
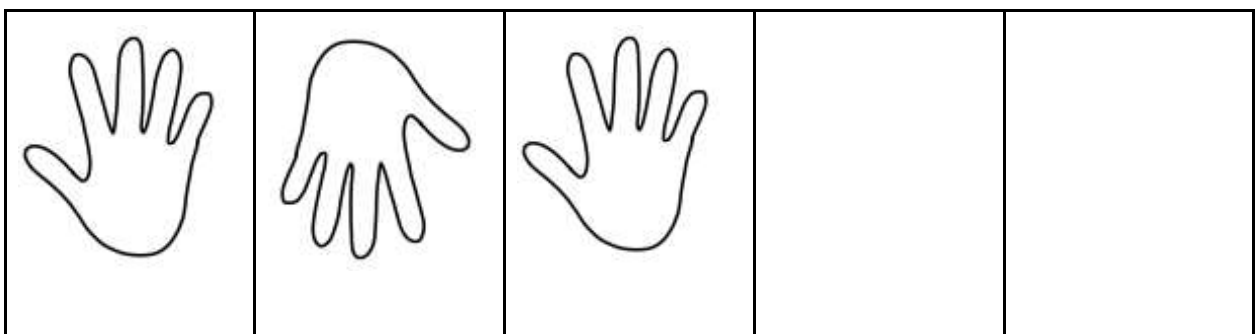
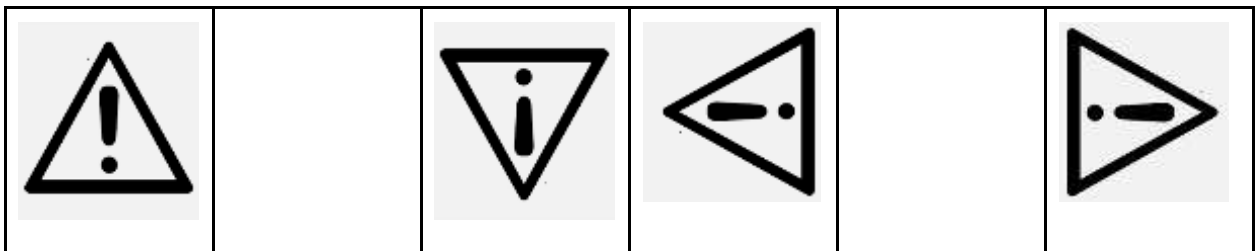
Q4. Create a pattern by repeating the design with $\frac{1}{4}$ turns till it comes back to its original position:



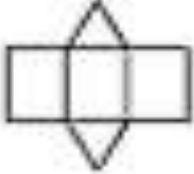

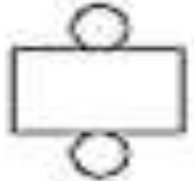



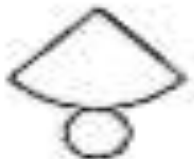
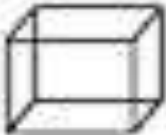
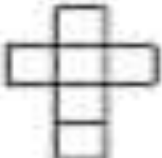



Q5. Draw each of these shapes after a quarter turn and a half turn:

Quarter turn				
Half turn				

Q6. Draw the designs missing in the pattern



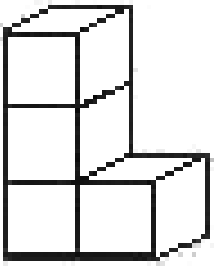
Q7. Match each net to its corresponding 3D shape:

	•	•	
	•	•	
	•	•	
	•	•	
	•	•	
	•	•	

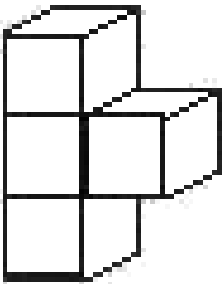
Q8. Draw the Top, Front and Side views of the given shapes :



Top View	Front View	Side View



Top View	Front View	Side View



Top View	Front View	Side View